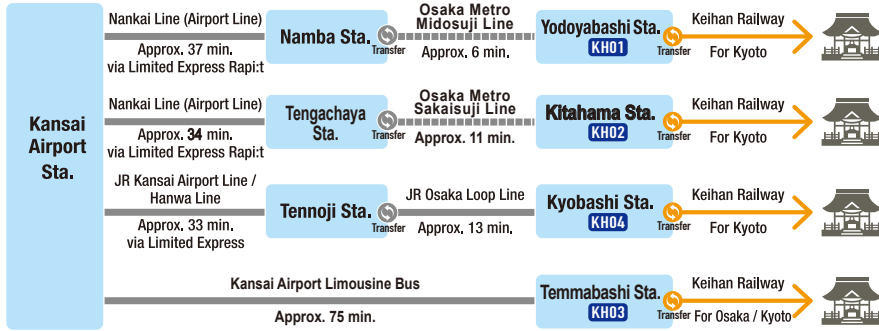
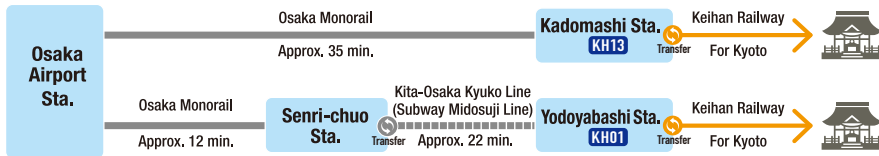


Main traffic access

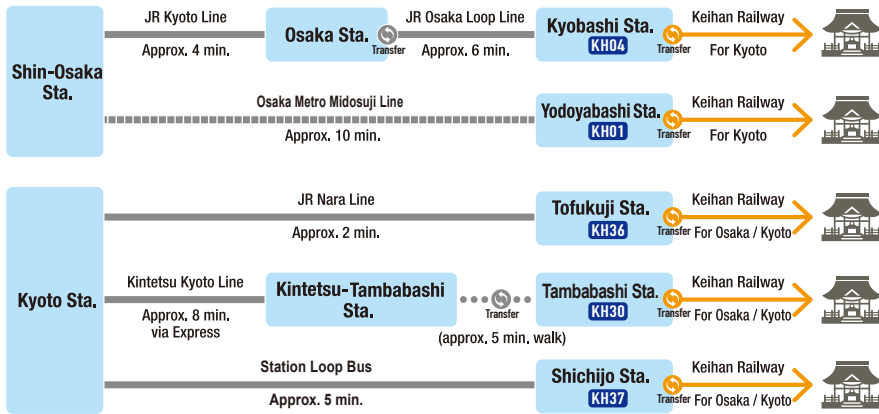
Access from Kansai International Airport via Railway Services



Access from Osaka (Itami) International Airport via Railway Services



Access from Shinkansen Lines via Railway Services



Note: 1.The times listed above are average travel times. Times may vary depending on rail conditions, time of day. Travel times shown do not include transfer times.
2.For certain areas, alternative train route combinations are possible.



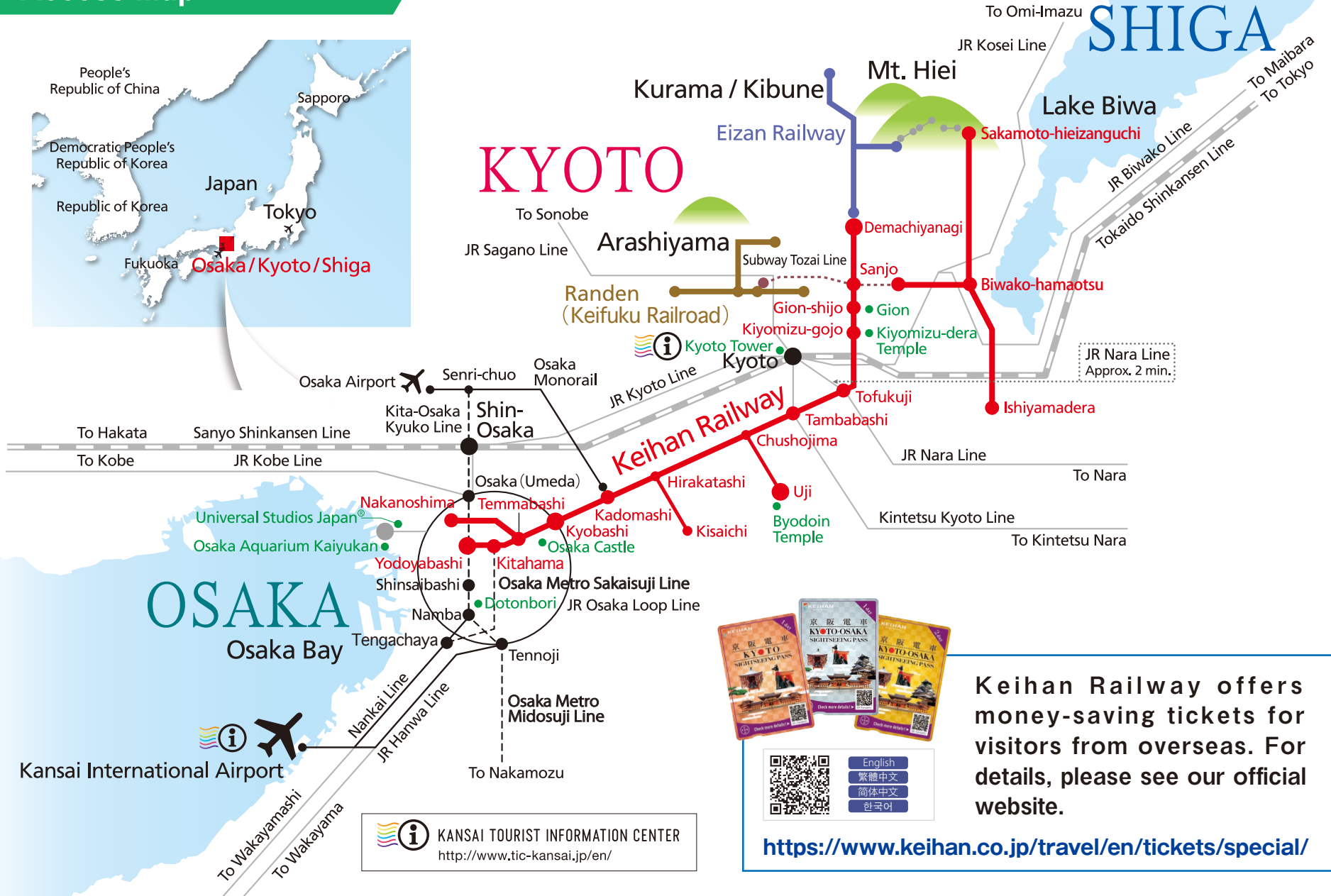
OSAKA / KYOTO / SHIGA

TRAVEL MAP

Sightseeing along the Keihan Line
Hallmark locations of Japan



Access Map



KANSAI TOURIST INFORMATION CENTER
<http://www.tic-kansai.jp/en/>



Keihan Railway offers money-saving tickets for visitors from overseas. For details, please see our official website.

<https://www.keihan.co.jp/travel/en/tickets/special/>

How to Purchase Tickets (Using Ticket Machines) [Keihan Line]


You can purchase tickets at either green or blue touch-panel ticket machines. Please pay in cash when purchasing tickets (valid only on the day of purchase; credit cards are not accepted).



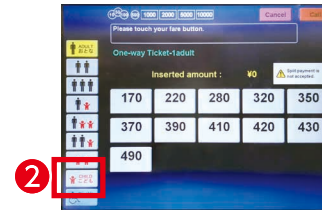
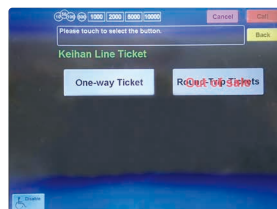
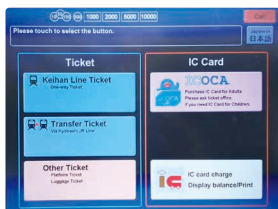
- 1 Language selection (Japanese/English)
- 2 Child fare button
- 3 Coin slot
- 4 Bill slot
- 5 Ticket slot
- 6 Change slot

1. Confirm the price of your destination station on the fare table located above the ticket machines. Black-colored numbers are fares for adults, and red-colored numbers are for children.

Station	170	220	280	320	350	370	390	410	420	430	490
170	140	110	140	160	180	190	200	210	210	220	250
170	90	110	140	160	180	190	200	210	210	220	250



Press the "English" button 1 on the top-right of the screen in order to proceed with the ticket-purchasing process in English.



If you wish to purchase a child ticket, press the "Child" button 2.



Insert money into the machine 3,4.

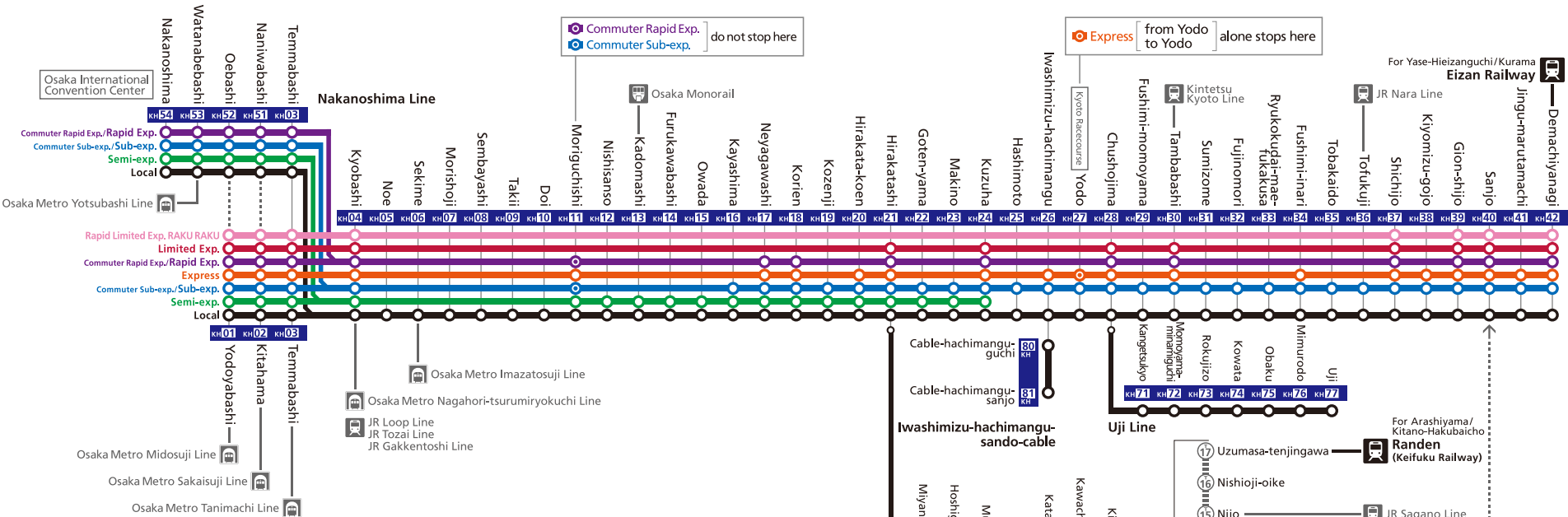


The buttons for tickets that you can purchase will turn green. Push the fare price for the ticket you wish to purchase.



Please take your ticket when it comes out of the ticket slot 5. Make sure to take any change that is dispensed 6.

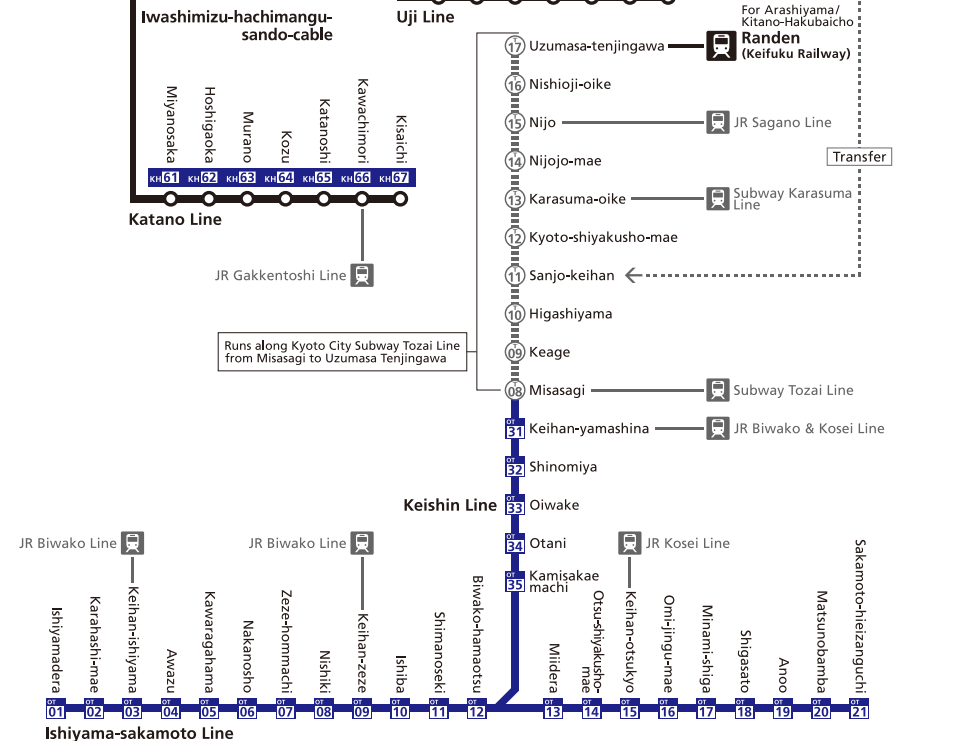
Route Map and Stations



Train Service Types

For trains in service, the train's destination and service type are displayed on the upper portion of the outside of each train car.

<p>Rapid Limited Exp. RAKU RAKU</p> <p>快速特急 中之島 Rapid Limited Exp. Nakanoshima</p>	<p>Sub-exp. (Commuter Sub-exp.)</p> <p>準急 出町柳 Sub-exp. Demachiyanaagi</p>
<p>Limited Exp.</p> <p>特急 出町柳 Limited Exp. Demachiyanaagi</p>	<p>Semi-exp.</p> <p>区間急行 中之島 Semi-exp. Nakanoshima</p>
<p>Rapid Exp. (Commuter Rapid Exp.)</p> <p>快速急行 出町柳 Rapid Exp. Demachiyanaagi</p>	<p>Local</p> <p>普通 宇治 Local Uji</p>
<p>Express</p> <p>急行 淀屋橋 Express Yodoyabashi</p>	<p>Liner Stations</p> <p>Liners starting from Demachiyanaagi and Sanjo: will stop at the same stations as limited express trains Liners starting from Kuzuha and Hirakata-shi: will also stop at Korien and Neyagawashi</p>



Sightseeing spots of Osaka

1 Universal Studios Japan® **A5**

Come experience a world full of wonder and surprise in a variety of areas each with their own unique concept. From thrilling rides and shows themed on blockbuster Hollywood movies to seasonal events, the world's best entertainment is sure to leave guests of all ages enthralled.

ACCESS
At Universal City Station on the JR Yumesaki Line

© & ® Universal Studios. All rights reserved. CR15-0105/SA15-C16

2 Osaka Aquarium Kaiyukan & Santa Maria **A5**

One of the world's largest aquariums, with a whale shark swimming in a huge tank.

ACCESS
From Osaka Station on the subway, walk 5 minutes to the aquarium.

3 Osaka Castle **C4**

Originally built in 1583. Cultural properties that tell Osaka's history are exhibited in the castle.

ACCESS
From Kyobashi Station, walk 20 minutes to the south.
From Temmabashi Station, walk 20 minutes to the southeast.

No English website

4 Shinsaibashi & Namba Area **B5**

Centered around Shinsaibashi-suji Shopping Center, Shinsaibashi & Namba Area is Osaka's prominent downtown area and features department stores, specialty stores, and luxury brand stores.

ACCESS
From Shinsaibashi Station on the subway
From Namba station on the subway and Nankai Line

No English website

© Osaka Convention & Tourism Bureau

5 Osaka International Convention Center **B4**

Not only conventions, but also concerts and other events are held here.

ACCESS
At Nakanoshima Station

6 Tsutenkaku **B5**

A tower with an observation deck, famous as an Osaka landmark.

ACCESS
From JR Shin-Imamiya Station, walk 10 minutes to the northwest.
From Ebisucho Station on the subway, walk 5 minutes to the south.

No English website

Keihan Group Leisure Facilities

7 Hirakata Park **D2**

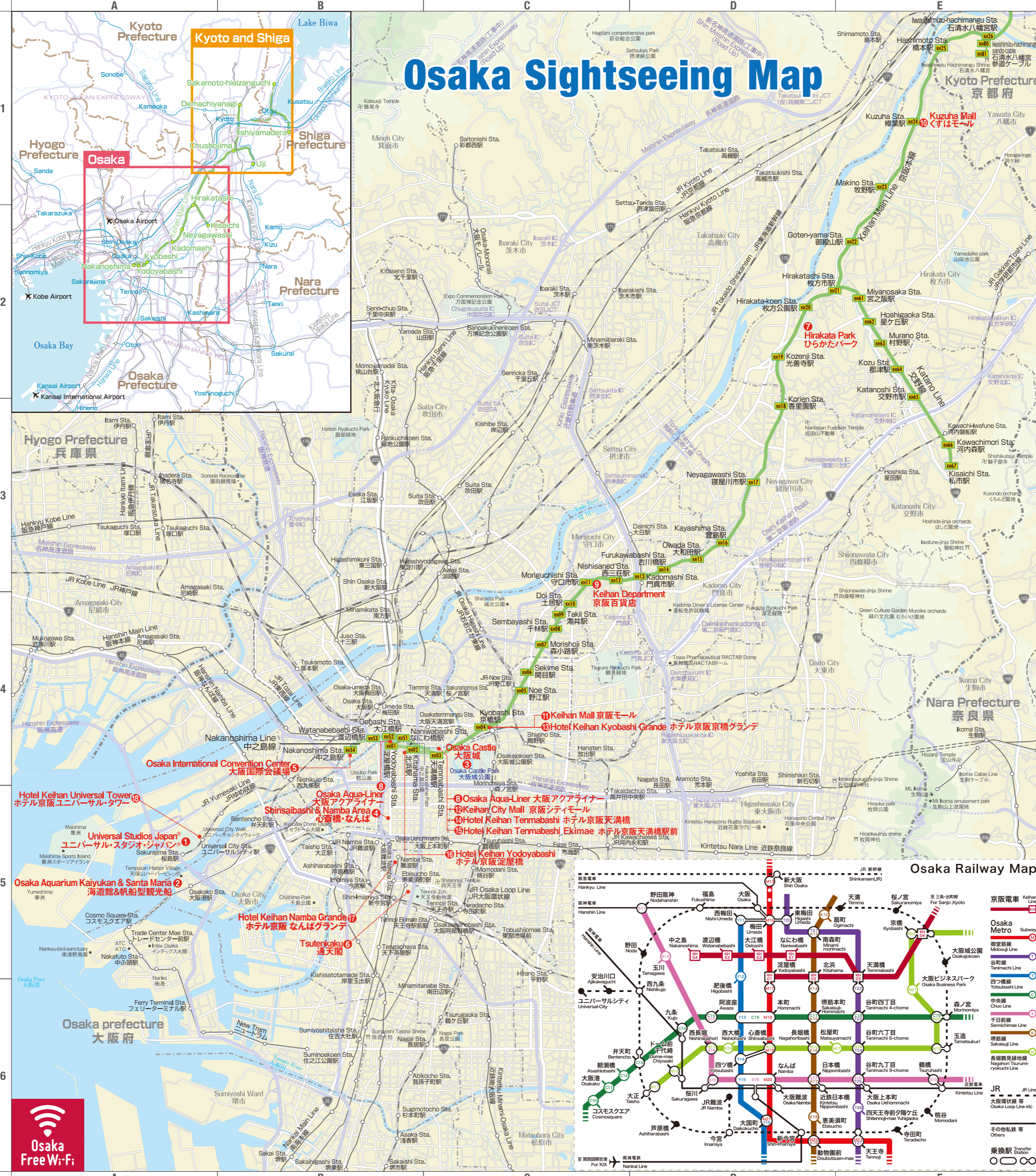
More than 40 attractions, including a pool in summer and a skating rink in winter.

ACCESS
At Hirakata-koen Station

8 Osaka Aqua-Liner **B4/C4**

Enjoy sightseeing cruises on the river, including stops at Osaka Castle and Nakanoshima Park.

ACCESS
At Yodoyabashi Station (Yodoyabashi Pier).
At Temmabashi Station (Hachiken-yahama Pier), etc.



Keihan Group Shops and Stores

9 Keihan Department (Moriguchi Branch Store) **C3**

Located in front of Moriguchishi Station, with a wide range of goods.

ACCESS
At Moriguchi Station

Hours 10:00 a.m. – 8:00 p.m. (Differs by shop)

TEL +81-6-6994-1313

10 Kuzuha Mall **E1**

One of the largest all-in-one malls in Osaka Prefecture, with 240 specialty shops.

ACCESS
At Kuzuha Station

Hours 10:00 a.m. – 9:00 p.m. (Differs by shop)

TEL +81-72-866-3300

No English website

11 Keihan Mall **C4**

Urban lifestyle suggestions abound at this shopping center directly attached to Kyobashi Station.

ACCESS
At Kyobashi Station

Hours 10:30 a.m. – 9:00 p.m. (Differs by shop)

TEL +81-6-6353-2525

No English website

12 Keihan City Mall **C4**

A high-quality lineup of shops and merchandise right above Temmabashi Station.

ACCESS
At Temmabashi Station

Hours 10:00 a.m. – 9:00 p.m. (Differs by shop)

TEL +81-6-6944-5088

Keihan Group Hotels

13 Hotel Keihan Kyobashi Grande **C4**

Directly connected to Kyobashi Station (Keihan/Osaka Metro). This hotel above the station is convenient for all kinds of situations and is adjacent to the shopping mall.

ACCESS
At Kyobashi Station

TEL +81-6-6353-0321

14 Hotel Keihan Tenmabashi **C4**

Within walking distance of Osaka Castle. Good location for transport links to central Osaka and Kyoto as well. Right next to Temmabashi Station (Keihan/Osaka Metro).

ACCESS
At Temmabashi Station

TEL +81-6-6945-0321

15 Hotel Keihan Tenmabashi Ekimae **C4**

The second opening in Osaka's Tenmabashi area. This is a special lodging-type hotel with the design concept based on the taverns historically linked to Temmabashi.

ACCESS
At Temmabashi Station

16 Hotel Keihan Yodoyabashi **B4**

Great access to the main areas of Osaka, such as Umeda, Namba and Tennoji, as well as sightseeing locations in the Kyoto direction. Approx. 5 minutes on foot from Yodoyabashi Station and 3 minutes from Kitahama Station (Keihan/Osaka Metro).

ACCESS
From Yodoyabashi Station, walk 5 minutes to the east.
From Kitahama Station, walk 2 minutes to the west.

TEL +81-6-6229-0321

17 Hotel Keihan Namba Grande **A5**

Located in the vicinity of the entrance to Osaka "Minami", the Namba Station on the Nankai Line as well as the Osaka Metro Line, it is right at the center of Osaka's tourist and leisure spots. With the design concept of a "Garden on top of a green hill", it will add a calming landscape to the hustle and bustle of the city.

ACCESS
From Namba station on the subway and Nankai Line

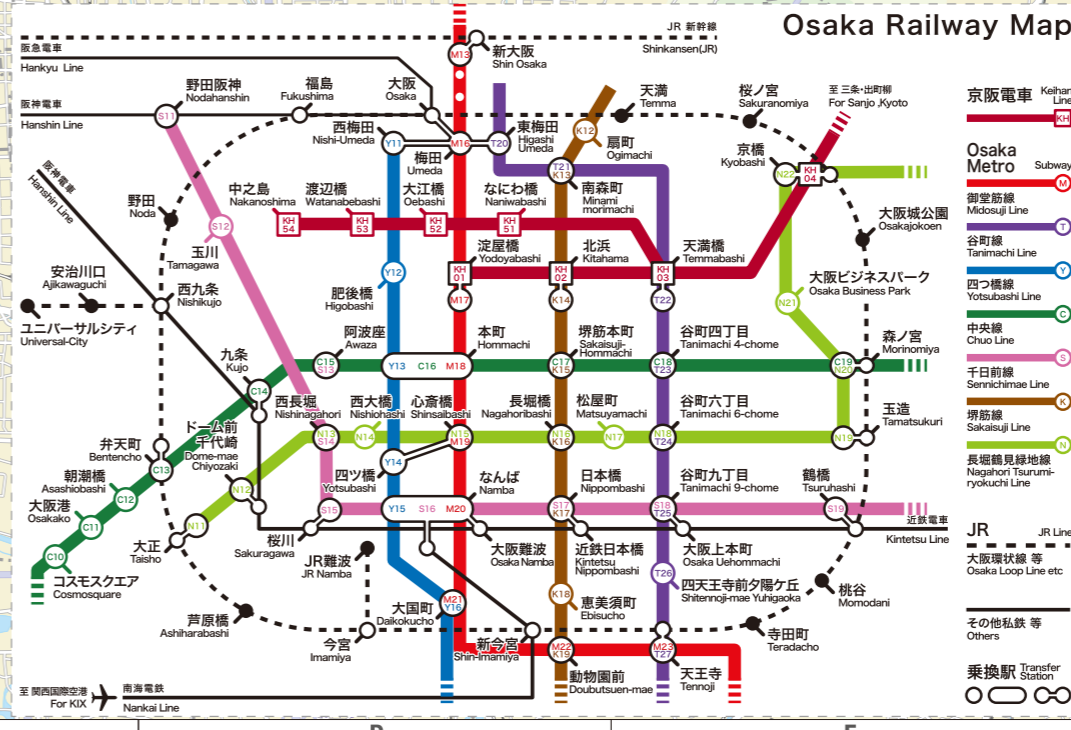
TEL +81-6-6646-0321

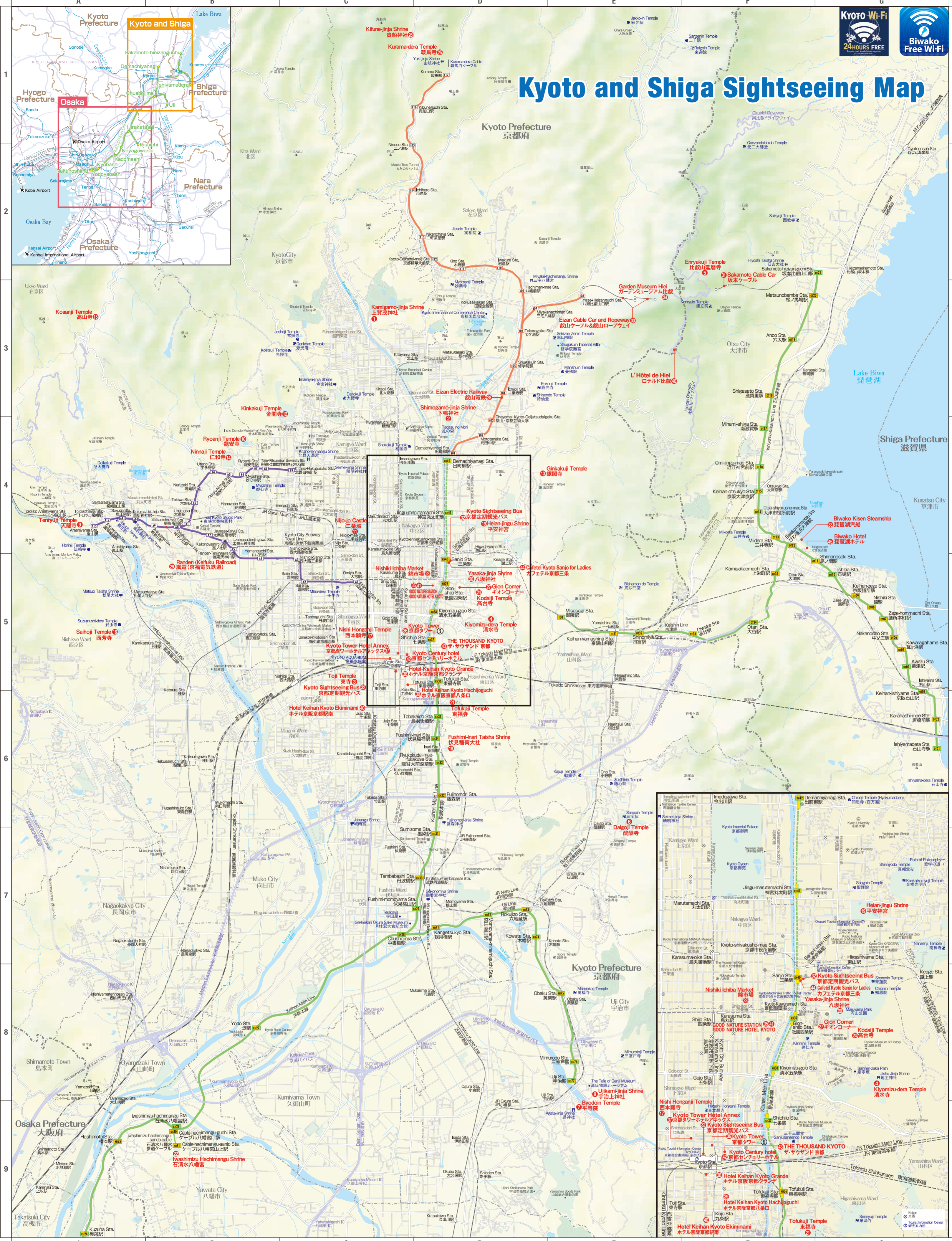
18 Hotel Keihan Universal Tower **A5**

One of the tallest buildings in the area. High-class relaxation is provided thanks to scenery from the top-floor restaurant and a natural hot spring at approx. 110 meters above ground.

ACCESS
At JR Universal City Station

TEL +81-6-6465-1001





KYOTO Wi-Fi
24 HOURS FREE

Biwako Free Wi-Fi

Kyoto and Shiga Sightseeing Map

Keihan Group Facilities

28 Eizan Electric Railway [D3]
Entranceway to Kyoto Rakuhoku, operating the "Kirara" observation deck train from Demachiyanguchi to Kurama/Kibune and the "Hiei" sightseeing train to the base of Mt. Hiei-zan and Yase. Enjoy a railway journey.

29 Randen(Keifuku Electric Railroad) [B4]
Directly connected to the famous sightseeing location of Rakuhoku in Kyoto, which is dotted with World Heritage temples.

30 Eizan Cable Car & Ropeway [E3]
Journey to the summit of Mt. Hiei-zan while enjoying the beautiful nature and views of Mt. Hiei-zan.

31 Sakamoto Cable Car [F3]
Japan's longest cable car, 3,025 meters in length. Service runs between the stonework town of Sakamoto and Enryakuji Temple on Mt. Hiei-zan.

32 Kyoto Sightseeing Bus [C5 / D5]
Enjoy efficient sightseeing, depart from JR Kyoto Station even on your own on the day of travel, with sets such as "bus fare/admission fee/cost of travel".

33 Biwako Kisen Steamship Lake Biwa Cruise [F4]
Cruise around the exhilarating Lake Biwa on the "Michigan" paddle steamer or a "North Biwako Chikubushima Cruise", etc.

34 Garden Museum Hiei [E3]
A garden museum in the style of Provence, inspired by the French impressionist painters.

35 GOOD NATURE STATION [D5]
An integrated complex located in Shijo Kawaramachi Kyoto. There are three concept zones: restaurant and food product sales, cosmetics/miscellaneous products, and a cafe.

36 Kyoto Tower / Kyoto Tower Hotel [C5]
Located in front of Kyoto Station, directly connected to underground tunnels to JR and the subway. The perfect base for sightseeing in Kyoto.

37 Kyoto Tower Hotel Annex [C5]
Three minutes on foot from the Karasuma-Chuo entrance of JR Kyoto Station. Stylish hotel with concept of friendly hall to foster community spirit.

38 Hotel Keihan Kyoto Grande [C5]
The entranceway to Kyoto, overlooking the 36 peaks of Higashiyama. Directly connected with Kyoto Station through underground tunnels. A great location to enjoy sightseeing in Kyoto without any stress.

39 Hotel Keihan Kyoto Hachijoguchi [C5]
Approx. 8 minutes on foot from JR Kyoto Station. With public baths and a sightseeing information center, etc., this hotel provides hospitality for the comfort of families and groups sightseeing in Kyoto.

40 Hotel Keihan Kyoto Ekinimami [C5]
Right next to JR Kyoto Station's Hachijo Entrance. A great location, very convenient for sightseeing in Kyoto. Special lodging-type hotel with the latest functions.

41 GOOD NATURE HOTEL KYOTO [D5]
Floor 4 to 9 in GOOD NATURE STATION in the middle of Shijo Kawaramachi, Kyoto. Natural materials have been used to make this hotel relaxing for the mind and body.

42 Kyoto Century Hotel [C5]
Approx. 2 minutes on foot from the Central Entrance of JR Kyoto Station. Enjoy serene and comfort thanks to a concept that combines retro and modern.

43 THE THOUSAND KYOTO [C5]
A personal comfort hotel providing individual space and comfort accented with Kyoto's sense and aesthetics.

44 Cafetel Kyoto Sanjo for Ladies [D5]
Directly connected to Keihan Sanjo Station. Accommodation exclusively for women, combining cafe and lodging facilities.

45 Biwako Hotel [F4]
All rooms have a lake view, facing onto Lake Biwa. This lakeside resort hotel is also fully equipped with natural hot spring public baths.

46 L'Hotel de Hiei [E3]
This French-style auberge is nestled halfway up Mt. Hiei-zan.

Cultural properties of Kyoto, the ancient capital

Seventeen historic monuments of ancient Kyoto(Kyoto, Uji and Otsu cities) constitute a UNESCO World Heritage Site.
Information as of March 2024

- 1 Kamigamo-jinja Shrine** [C3]
ACCESS: From Demachiyanguchi Station, take a bus to Kamigamo-jinja-mae bus stop.
- 2 Shimogamo-jinja Shrine** [D4]
ACCESS: From Demachiyanguchi Station, walk 10 minutes to the north.
- 3 Toji Temple** [C5]
ACCESS: Transfer at Tambabashi Station to the Kintetsu Line. From Kintetsu Toji Station, walk 10 minutes to the west.
- 4 Kiyomizu-dera Temple** [D5]
ACCESS: From Kiyomizu-gojo Station, walk 35 minutes to the east.
- 5 Enryakuji Temple** [F2]
ACCESS: From Eizan Electric Railway Yase-Hiratsuguchi Station, take the cable car and ropeway to the Enryakuji Bus Center. From Sanjo Station or Demachiyanguchi Station, take a bus to the Enryakuji Bus Center. From Sakamoto-hiratsuguchi Station, walk 10 minutes to the west, take the cable car to Cable Enryakuji Station, then walk 10 minutes to the northwest.
- 6 Daigoji Temple** [E6]
ACCESS: From Rokujizo Station or Keihan Yamashimo Station/Saijyo Yamashimo Station, take a bus to Daigoji-mae bus stop. Transfer at Rokujizo Station or Keihan Yamashimo Station to the Kyoto Subway. Take the subway to Daigo Station, then walk 15 minutes to the east.
- 7 Byodoin Temple** [E9]
ACCESS: From Uji Station, walk 10 minutes to the south.
- 8 Ujikami-jinja Shrine** [E8]
ACCESS: From Uji Station, walk 10 minutes to the southeast.
- 9 Tenryuji Temple** [A4]
ACCESS: From Sanjo Station, take a bus to Randen (Keifuku Electric Railroad) Arashiyama Eki-mae bus stop or Arashiyama Araden (Keifuku Electric Railroad) Arashiyama Station.
- 10 Ryoanji Temple** [B4]
ACCESS: Transfer at Sanjo Station to the Kyoto Subway. Take the subway to Niijo Station, then walk 5 minutes to the north.
- 11 Niijo-jo Castle** [C4]
ACCESS: Transfer at Sanjo Station to the Kyoto Subway. Take the subway to Niijo-mae Station.
- 12 Kinkakuji Temple** [C3]
ACCESS: From Sanjo Station, take a bus to Kinkakuji-mae bus stop.
- 13 Ginkakuji Temple** [D4]
ACCESS: From Demachiyanguchi Station, take a bus to Ginkakuji-michi bus stop and walk 10 minutes to the east.
- 14 Ninnaji Temple** [B4]
ACCESS: Take the Randen (Keifuku Electric Railroad) to Omuro-Ninnaji Station. From Sanjo Station, take a bus to Omuro Ninnaji bus stop.
- 15 Kosanji Temple** [A3]
ACCESS: Transfer at Sanjo Station to the Kyoto Subway. Take the subway to Niijo Station, then take a bus to Tojogano bus stop and walk 5 minutes to the northwest.
- 16 Saihoji Temple** [A5]
ACCESS: From Sanjo Station, take a bus to Kokedera bus stop.
- 17 Nishi Honganji Temple** [C5]
ACCESS: From Shichijo Station, take a bus to Nanajo Horikawa bus stop.

- 18 Fushimi-Inari Taisha Shrine** [D6]
ACCESS: From Fushimi-Inari Station, walk 5 minutes to the east.
- 19 Heian-Jingu Shrine** [D4]
ACCESS: From Jingu-marutamachi Station, walk 15 minutes to the east.
- 20 Yasaka-jinja Shrine** [D5]
ACCESS: From Gion-shijo Station, walk 5 minutes to the east.
- 21 Tofukuji Temple** [D6]
ACCESS: From Tojokoji Station, walk 10 minutes to the southeast.
- 22 Iwashimizu Hachimangu Shrine** [B9]
ACCESS: From Iwashimizu-hachimangu Station, take Iwashimizu-hachimangu-sando-cable to Cable-hachimangu-sanjo Station and walk 5 minutes to the south.
- 23 Nishiki Ichiba Market** [D5]
A lively market where you can enjoy Kyoto's and comfort accented with Kyoto's sense and aesthetics.
- 24 Kodaiji Temple** [D6]
ACCESS: From Gion-shijo Station, walk 15 minutes to the southeast.
- 25 Kuramadera-Temple** [D1]
ACCESS: At Eizan Electric Railway Kurama Station.
- 26 Kifune-jinja Shrine** [C1]
ACCESS: From Eizan Electric Railway Kibuneguchi Station, walk 30 minutes to the north, or take a bus from Kibuneguchi Station to Kibune bus stop.
- 27 Gion Corner** [D5]
See maiko (apprentice geisha) performing, kyo-mat dance, as well as other traditional arts.

Other sights to see in Kyoto

- 28 Nishiki Ichiba Market** [D5]
ACCESS: From Gion-shijo Station, walk 10 minutes to the northwest.
- 29 Heian-Jingu Shrine** [D4]
ACCESS: From Jingu-marutamachi Station, walk 15 minutes to the east.
- 30 Yasaka-jinja Shrine** [D5]
ACCESS: From Gion-shijo Station, walk 5 minutes to the east.
- 31 Tofukuji Temple** [D6]
ACCESS: From Tojokoji Station, walk 10 minutes to the southeast.
- 32 Iwashimizu Hachimangu Shrine** [B9]
ACCESS: From Iwashimizu-hachimangu Station, take Iwashimizu-hachimangu-sando-cable to Cable-hachimangu-sanjo Station and walk 5 minutes to the south.
- 33 Nishiki Ichiba Market** [D5]
ACCESS: From Gion-shijo Station, walk 10 minutes to the northwest.
- 34 Kodaiji Temple** [D6]
ACCESS: From Gion-shijo Station, walk 15 minutes to the southeast.
- 35 Kuramadera-Temple** [D1]
ACCESS: At Eizan Electric Railway Kurama Station.
- 36 Kifune-jinja Shrine** [C1]
ACCESS: From Eizan Electric Railway Kibuneguchi Station, walk 30 minutes to the north, or take a bus from Kibuneguchi Station to Kibune bus stop.
- 37 Gion Corner** [D5]
See maiko (apprentice geisha) performing, kyo-mat dance, as well as other traditional arts.

- 43 THE THOUSAND KYOTO** [C5]
A personal comfort hotel providing individual space and comfort accented with Kyoto's sense and aesthetics.
- 44 Cafetel Kyoto Sanjo for Ladies** [D5]
Directly connected to Keihan Sanjo Station. Accommodation exclusively for women, combining cafe and lodging facilities.
- 45 Biwako Hotel** [F4]
All rooms have a lake view, facing onto Lake Biwa. This lakeside resort hotel is also fully equipped with natural hot spring public baths.
- 46 L'Hotel de Hiei** [E3]
This French-style auberge is nestled halfway up Mt. Hiei-zan.